




VETERINARY

Digital Imaging

- 22" Touch Screen Monitor
- Fully Integrated Generator
- Pre Calibrated in Factory
- Generator programmed and controlled by Digital Detector software.
- 100 programmed anatomical parts.
- 19 different patient weights
- Hands Free Collimator light
- Low 120VAC power on any normal outlet at 400mA 120kVp
- Easy installation with minimal mechanical knowledge
- USB port for software updates




- Vivix 17x17 DR panel
- High Resolution
- Low dose
- Free PACS



4- Way Float Table Top




High Frequency Generator
Integrated Through DR Software



- DR Flat Panel Detector: Vivix 17"x17"
- Gadolinium Scintillator (Csi also available)
- 3.5lp/mm Spatial resolution
- 16 Bit A/D 16 Bit Digital Output
- 65384 shades of gray
- Vxvue Acquisition software and Qxlink Pacs

M3 Medical Vet System also includes:

- Acquisition PC: Windows 11Pro
- 2- 1TB Hardrives. Raid 1 Configured
- Intel I5 Processor
- 2mp High Resolution 22" Monitor Touch Screen
- QxLink PACS Software with 10 Viewing licences.



Generator inside table base

- High Frequency 400 mA Generator
- Selection of mA in 7 values from 80 to 400mA
- Selection of exposure time from .003 to 2 sec.
- kV from 40 to 125 kV
- **Power Supply: Plugs into 110 outlet for easy installation**
- X-Ray Tube: Rotating anode 3000 rpm, 0.6/1.2 Focal Spot

